



## CARE, MAINTENANCE & WARRANTY INFORMATION

See below, on how to care for and maintain AHEAD (Advance High Efficiency Alloy Drumstick) Drumsticks.

### I. AHEAD® SCREW-ON TIPS

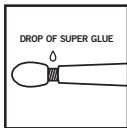
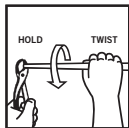
The screw-on tip design of the AHEAD allows for easy cover replacement and tip style variations. Made from super high impact Zytel nylon, the standard tips sound like wood and are shatterproof. For those who prefer a brighter sound, the SAT, Ball, 5AS and 5AB tips made from nylon 66 are also available.

#### TO REMOVE AHEAD® TIP:

1. Wrap a piece of paper around tip to protect it (i.e. business card), clamp the tip with a pair of pliers and turn drumstick handle counterclockwise until tip loosens.
2. Replace tip by screwing it back down until it is flush with replacement cover.

#### DO NOT over tighten tip.

3. For extremely hard playing, some drummers add a drop of super-type glue to the threads after screwing tip on ½ way, then tighten immediately.



### II. AHEAD® REPLACEMENT COVERS

The AHEAD drumsticks are designed to provide the ultimate in playing performance. Although AHEAD sticks last longer than traditional wood sticks, they are not unbreakable. However, proper cover replacement will prolong the life of the sticks and provide unequalled feel and performance.

#### TO REPLACE AHEAD® COVERS:

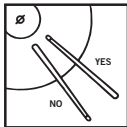
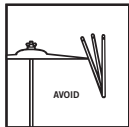
*CAUTION - LT, ST & MT COVERS ARE NOT INTERCHANGEABLE*

1. Remove screw-on tip (see section I).
2. Remove used cover from stick (if the cover does not slip off easily, put it in an oven @ no greater than 200 degrees Fahrenheit).
3. **Be sure spacer ring is on the stick.**
4. Heat new cover in an oven @ no greater than 200 degrees Fahrenheit until it becomes pliable. A heat gun or hair blower can also be used. **DO NOT use a flame of any sort.**
5. While cover is still hot, slip it over the stick. Hold the cover with both hands then strike the butt end of the stick down on a hard surface to firmly seat the new cover and spacer ring.
6. Replace tip by screwing it back down until it is flush with replacement cover. **DO NOT over tighten tip.**

**WATCH FOR COVER CUTS AND WEAR:** The AHEAD replacement covers are designed to protect gear and sticks while providing ultimate performance. Cover life will vary from drummer to drummer, but they will last as long or longer than traditional wood sticks. And unlike wood sticks, the AHEAD's feel and flex will not diminish with prolonged play.

**NOTE:** DO NOT strike any surface with the butt end of your AHEAD Drumsticks.

Ensuring that your cymbals are properly mounted and played with the correct technique will extend the life span of both your drumstick covers and your cymbals.



### III. AHEAD® GRIP TAPE

We recommend using AHEAD grip tape on all types of drumsticks. AHEAD grip tape lets the drummer put less energy into holding the sticks and more energy into playing. From a fatigue standpoint, this is much better for drummers' hands.



AHEAD Drumsticks are Recyclable!

# AHEAD COMMITMENT TO CUSTOMER SATISFACTION

AHEAD drumsticks are not unbreakable. AHEAD drumsticks have a much longer life span than traditional wood drumsticks. AHEAD warrants its drumsticks against defects in material and workmanship for a period of **sixty (60) days** from the date of purchase, subject to the following:

1. Warranty is not applicable to tips, covers or grip tape which are replaceable.
2. Warranty does not apply to sticks damaged by use of worn-out covers or dents in the handle. The user must replace covers when they show through-cuts. ***Chips or dents in core shaft will reduce the stick life up to 75%.***
3. Warranty is not applicable to misuse and does not apply if any alterations have been made.
4. For warranty claims purchased in the USA and Canada, **the defective product must be sent with a copy of the sales receipt**, post paid to:

AHEAD Drumsticks  
c/o Big Bang Distribution  
9420 Reseda Blvd., PMB 350  
Northridge, CA 91324

Do not send extra covers or original packaging (send both sticks only.) Allow up to 2-4 weeks for shipping and handling. For AHEAD drumsticks purchased outside of the USA and Canada, please refer to your local distributor.

5. Because AHEAD cannot control usage of this product. AHEAD's sole responsibility will be replacement of defective merchandise. AHEAD will not be responsible for damage to person or equipment due to the use of this product.

## WARRANTY RETURN FORM



Name: \_\_\_\_\_

Address: \_\_\_\_\_

Daytime telephone: (        ) \_\_\_\_\_

Date purchased: \_\_\_\_\_ Where: \_\_\_\_\_

Describe the problem: \_\_\_\_\_

Length of time used: \_\_\_\_\_

How many wood sticks would you have used? \_\_\_\_\_

How often do you play? \_\_\_\_\_

\_\_\_\_\_ hours per week

Patent #5179237

Questions? Call us at 800.547.6401 or visit our website at [www.AheadDrumsticks.com](http://www.AheadDrumsticks.com)